

MICROWAVE ACTIVATED DESULFURIZATION OF TURKISH COALS AND LIGNITE, ŞIRNAK ASPHALTITE - MICRO SELECTIVE COAGULATION IN MODIFIED TUBE SETTLING SEPERATOR

Yıldırım TOSUN,

Şırnak University Engineering Faculty, Mining Engineering Dept.

(yildirimismailtosun@gmail.com)

ABSTRACT

Clean coal products of Tunçbilek, Bolu Mengen, Kütahya Gediz lignite, Sırnak asphaltite were received as mid-products and shale settlements in modified tube settler in the column form. The cleaner products was also second cleaning stage was also carried out. Heavy duty washing was applied in two and three stages ranging 1.5 to 1.7 gr/cm³ densities of ZnCl₂ baths in order to determine and compare with Tube settler performance and cleaning efficiencies of coagulation and settling. The modified settler design for the optimum washing unit for the most advanced clean product was investigated.

With the advanced design, the best quality lignite is obtained by producing the cleanest product that the country needs as desulfurization. The coal types can change the method of coagulation cleaning of the coal and asphaltite in the local area of Şırnak. The country side may use much simple methods using water settling and during settling coagulation of asphaltite fines as clean desulfurized products. This method could be successful in high product yield for mid products and pyrite rejection following Humphrey spirals. The combustion yields for Şırnak asphaltite fine under 100 micron was over 73% and 60% with 23% ash and 22% ash contents in the first and last cleaning stage end, respectively. Microwave act was determined by keeping the samples in microwave oven in the laboratory for 10 to 3 minutes for just surface modification of coal pyrite. 3 minute acted coal samples desulfurization at cleaning stages was reached 55% for Şırnak asphaltite fine while the desulfurization rate values was 44% in control tests of selective coagulation tests.

The production of high quality solid coal fuels will lead to the development of the South East Anatolian region and will further improve the industrial development with the diversification and supply of industrial energy fuels. Şırnak asphaltite and lignite with various washing devices could be cleaned from ash clay. The washing of lignite and forward washing stages and optimum parameters were determined and the efficiency was high. Performance for current process should be subsequently practiced for mid heavy media products and low qualities of our lignite. Tests and their performance in advanced processing could provide the modification for settler and it also needs to be developed depending on type of lignite.

Keywords: selective coagulation, modified settler, cleaning coal, desulfurization, washing asphaltite

1. INTRODUCTION

Assessing natural resources in our country parallel to energy need will reduce the fuel imports and provide economic benefit. Basically, energy production is made from imported natural gas and has a share of 46%. After the energy production from imported natural gas, coal is in the second place and the coal is burned in thermal power plants with a share of 26% (TKİ, 2013). This ratio is expected to increase further in the future due to energy demand (DPT, 2015). The total production of 83 million tons of lignite and coal per annum was assessed as heating and energy needs in boilers and industrial furnaces. Poor quality coals contain ash mineral matter in micronized size (Kemal and Aslan, 1999, Kural, 1991, Kemal and İpekoğlu, 1985, Hsieh and Wert, 1984, Laskowski J. S., 2001). In this study it is thought that opening of the quarries closed in Sirnak region and the economical contribution to the washing of the high calorific but high ash content and the high sulfur content can be produced. Washability tests of Şırnak asphaltites were made and possible wash flow diagram was developed and the cost of washing plant investment and operation was compared accordingly. Feasibility studies have determined the appropriate facility as a result.

1.1. Şırnak Asphaltites

Sirnak asphaltites are located in the provinces of Sirnak and Hakkari in the Southeastern Anatolia region of our country (MTA, 1987). 120 million tons visible + possible reserves Sirnak and Hakkari asphaltites 0,2-1% humidity, 37-65% ash, 6,3-7,5% total sulfur 5.5-5.7% burning sulfur, 60-65% volatile matter and 2800-5600 kcal / kg lower heat value. Şırnak asphaltite deposits are in the state of squeezing to the rock cavities in the form of scattered or heap. Avgamasya and Karatepe fleets have been producing for approximately 15 years. Avgamasya and Karatepe are 15-25m and 10-20 m thick. There are scattered asphaltite blocks and layer veins scattered around 1-20 m in Hakkari, Uludere county and surrounding area.

The bedrock contains limestone, shale, marly clay, marl, clay, limestones. Sirnak asphaltite coals are soft with shale, calcite pyrite and iron sulphide precipitates in micronized size and macro size as ash mineral were widely found in asphaltite and shale.

There are 120 million tons of visible-low quality reserves that can be used for heating purposes and new reserved asphaltites that are detected. Generally, in Southeast Anatolia and Eastern Anatolia, the evaluation of the carcass in local heating is economical in areas with low population density and high altitude. Qualified coal field detection is promising with the search activities carried out by TAI as long as coal resources are searched in wide areas and data is obtained as a result of the investigations. If the geographical structure and population distribution of the Southeastern Anatolia region is examined, the distribution and quality of Şırnak asphaltite reserves makes it possible to consume in the heating sector when the environmental effects are taken into consideration. Parts, hazelnuts and dust asphaltite coals, ash, low total sulfur content and high heat value will be consumed in the form of clean asphaltites are required and supply. The ideal Şırnak asphaltite deposits, which contain all these features together and can be used without enrichment, are partially absent.

120 million tons of Şırnak asphaltite reserves still need high research over cleaning; as the main abundance at an amount of 85% was average heat content above 4000 kcal/kg, the rest of 15% had the lower heat value above 3000 kcal / kg. Şırnak asphaltites, which are burned as dust in industrial furnaces and burned in boilers in the heating sector, had great economic advantage but harmed the ecological benefits in burning so it must be washed and cleaned.

1.2 Washing with Coal Flotation and Selective Agglomeration

Flotation is the most commonly used method for washing fine size coal (Aplan, 1977, Chander et al.,

1987, Xie, 2001). Some investigations have shown that the coal grain size and density, mineral distribution affected significant kinetic and combustible yields in coal flotation (Warner, 1985, Oats et al., 2010, Degner, 1986, Rule, 1990, Atesok, 1986). Research has shown that as grain size increases, burnable yield decreases rapidly (Schubert, 2008). Often the yield of coarse coals is reduced in flotation, but the rate of flotation is very low. When the particle size is too large, there is no adhesion on the bubbles. On the contrary, the efficiency in fine coal flotation is high and the flotation kinetics also increases (Gupta et al., 2001). On the other hand, the flotation rate is strongly dependent on grain size for medium sized coal grains. Furthermore, it has been determined that bubble clusters formed around coal particles are effective in floating large coal particles with flotation (Ata and Jameson, 2005, Ata, 2012). In flotation, size, solid ratio, reagent dosage, and reagent grade were effective in flotation success (Wills and Napier-Munn, 2006, Feurstenau, 1976). Along with grain size on coal flotation, it has been determined that ash mineral clenching grade (Hsieh and Wert, 1984) and ash mineral covering are also effective (Laskowski 2001, Erol et al., 2003). At flotation, the appropriate wash size range was observed to be -500 microns (Chander et al., 1987). Mechanical mixing with larger and fine grain coal sizes produced different hydrodynamic effects (Jameson, 2001). He pointed out that it requires higher energy and more turbulence and thus increases the likelihood of fine particles colliding with bubbles. (Ding and Laskowski, 2006, Klimpel and Hansen, 1987). Petrography of pyrite and claystone washability of asphaltites is determined as hard coal in the standard floatability studies of coals related to Sırnak asphaltite reserves.

1.3. Washing with Coal Column Flotation and Micro Coagulation

Micro bubbles in coal flotation can burn very thin carcasses (Yianatos et al., 1988.). It is possible to remove cleaner products from the bath by adding a wash-water in the foam zone of micro bubbles (Hadler et al., 2012, Jameson 2001) It is a method that is successfully used in coals which are particularly difficult to wash and shale and shale. Grain size and coal type column flotation easily affect the combustible yield. However, the working parameters of the column unit also have operating parameters that affect, in particular, the foam height, the addition of wash water, and the bias rate to the burnable yield (Falutsu et al., 1992, Yoon, 1993, Yoon, 2000). In the column flotation, coal bubbles and bubbles have been shown to positively affect flotation time due to the rapid interaction (Finch and Dobby, 1990). However, according to classical flotation, ash granules, ash minerals have led to a low combustible yield. In addition, column flotation affects grain size, shale quality and coal type efficiency similar to classical flotation (Schubert 2008, Xie and Oua.b, 1999). In the case of colloid flotation, washing water in the foam layer reduces the dragging of the shower clay minerals into the foam. Thus, better burning efficiencies are obtained in high-shrink coal. In addition, sloping foam zone is formed to increase foaming activity in sparkling coal. It is stated that it will reduce the entrainment by the gravity effect. This principle foam has been proven to be effective in washing a foam zone (FCMC) coal containing a cyclonic column flotation cell (S-FCMC) sloped channels and is commonly used in China (Rubio, 1996). A foam product, a third sediment from the foam zone, was taken (Valderrama et al., 2011).

1.5 Washing with Coal Oil Agglomeration The agglomeration of the oil is a method of selectively separating the micro-sized coal particles with oil and separating them from the clay by precipitation in aqueous media depending on the size of the large agglomerate. It is an effective method especially in high clayey coal (Xu and Yoon, 1990). Mechanical gravity dragging of very fine clay minerals and adhesion to coal pellets are problematic in reducing the ash content. It has been determined to be successful in high density and low porosity coals. (Melo et al., 2004).

2. METHOD AND MICRO COAGULATION SETTLER

The fine coal samples taken from local area, in 0.1 fine particle sized and about 37% ash containin Şırnak asphaltite fine were used in washing and selective coagulation tests. The proximate analysis of the lignite and coal samples was given in Table 1. The finer size rather than 30 micron for the each samples were collected prior to washing experiments and the fractional distribution of coagulates were over 200 micron was observed in experimentation. The ash distribution of lignites and coals used in experiments remained approximately over 34%. The percentage of sulfur was over 3,4 % in the samples in general. Sulfur content was highly distributed in all coal samples.

Table 1. The Proximate analysis of the Turkish lignite and coal samples and 100 micron Ash Distribution of Turkish lignites and Şırnak Asphaltite depending on 100 micron Size

Samples	Ash Content, %	Sulfur Content%	Moisture Content%	Heat Content,%	-100 micron Content,%
Tunçbilek Lignite	34	3,4	14,4	4450	19,7
Bolu MengenLignite	36	5,5	25,1	3490	18,7
Gediz Lignite	35	6,3	20,6	3610	22,9
Şırnak Asphaltite	37	7,2	1,0	4700	25,6

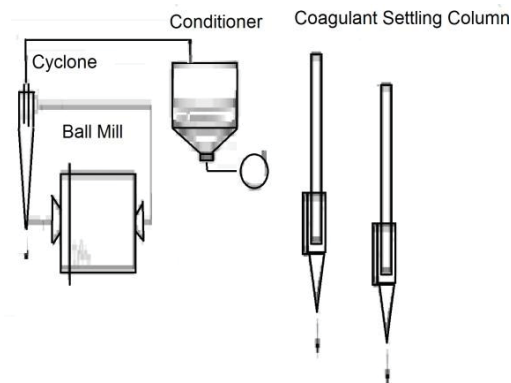


Figure 1. The Coagulant Settling of the Turkish lignite and coal samples below 100 micron in the study

2.1 Settling with Coal Micro Coagulates in Column

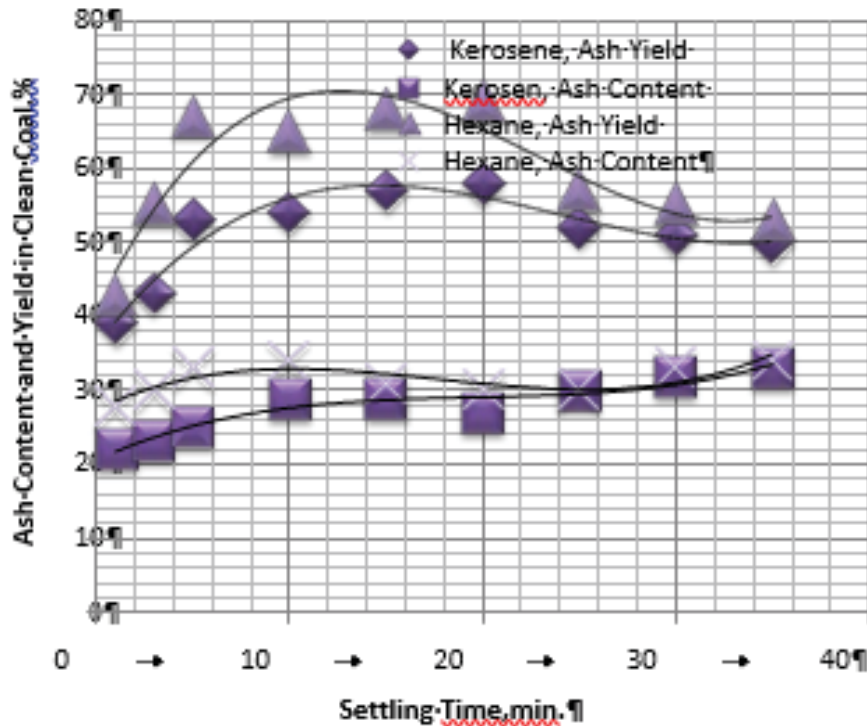
10 liter laboratory flotation column cell was used to produce clean coal, mixt and waste products for coal selective coagulation by optimum amount of hexane conditioning tests. In the tests, 10 minutes duration conditioning and the settling times ranging from 3 minutes to 20 minutes to receive coals and mixts and waste product specimens were carried out following selective contact. 20% solids and at 1500 rpm stirring speed were used for conditioning. In the coagulation tests, % 0.2 Hexane and %0.4 kerosene were conditioned at each experiment. 70.52% of the coal was recovered as 56.28% of coal yield, 24.3% ash washed coal, and 61% of the coal ash was discharged as shale (Table 4).(Figure 2)

Table 2. Settling Test Values of Sirnak Asphaltite with % 0.4 Kerosene for -0.1 mm Grain Fraction at 25 minutes settling time.

Products	Weight %	Ash, %	Ash Content %	Comb.Sulfur, %	Sulfur Content, %	Comb.Matter %	Comb Yield %
C Coal	35	22	18,68	5,40	32,55	72,60	47,94
Mixt	10	27	6,55	5,60	9,64	67,40	12,71
Shale	55	56	74,75	6,10	57,79	37,90	39,33
Feed	100		100		100		100

Table 3. Settling Test Values of Sirnak Asphaltite with % 0.2 Hexane for -0.1 mm Grain Fraction at 25 minutes settling time.

Products	Weight %	Ash, %	Ash Content %	Comb.Sulfur, %	Sulfur Content, %	Comb.Matter %	Comb Yield %
C Coal	37	27	26,8	5,50	35,5	63,0	42,4
Mixt	10	30	8,8	5,70	11,4	70,0	14,1
Shale	55	51	64,4	6,0	53,1	49,0	44,5
Feed	100		100		100		100

**Figure 2.** Settling Test Values of Sirnak Asphaltite with % 0.2 Hexane and %0,4 Kerosene for -0.1 mm Grain Fraction.

17.9% by weight of flushing coal and powdered carpet. High flammable efficacy was obtained when washed with flour of asphaltite flour of -0.5 mm grain size constituting 42,3%. It is thought that asphaltite is derived from the bituminous content. However, shale and cemented coal were taken in parallel as clean coal products. From the cumulative results of the mixture and clean coal obtained from the tests; It can be seen from Table 4 that 28.5% can be obtained as an ash powder coal product with 76.5% combustible yield.

2.2. Washing with Column Flotation

10 liters laboratory flotation column cell was used to produce clean coal, mixt and waste products for coal column flotation by 10 minutes duration conditioning and the settling times ranging from 3 minutes to 20 minutes to receive coals and mixts and waste product specimens were carried out following selective contact. 20% solids and at 1500 rpm stirring speed were used for conditioning. In the coagulation tests, % 0.2 Hexane and % 0.4 kerosene were conditioned at each experiment. 70.52% of the coal was recovered as 56.28% of coal yield, 24.3% ash washed coal, and 61% of the coal ash was discharged as shale (Table 4). (Figure 3)

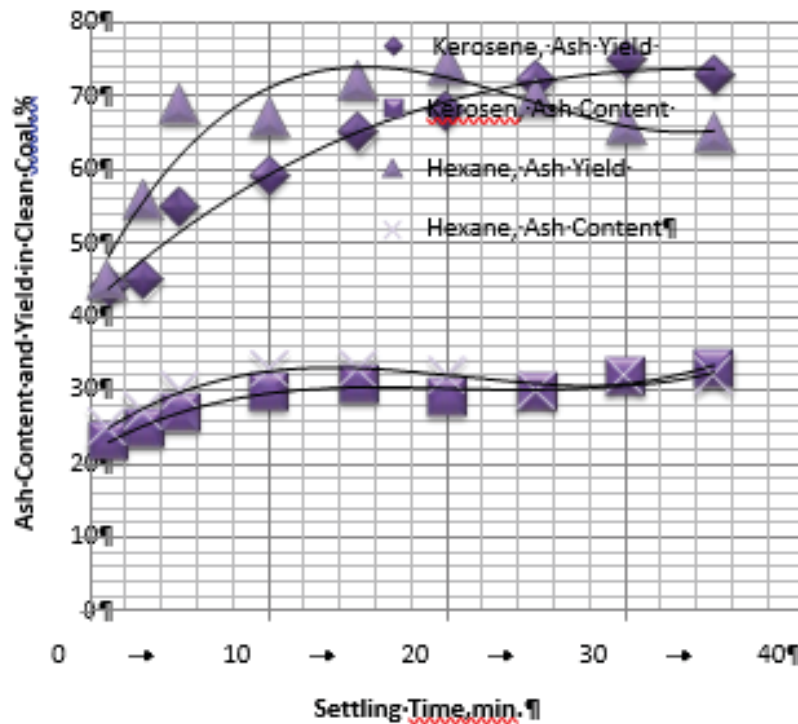


Figure 3. Settling Test Values of Sirnak Asphaltite with % 0.2 Hexane for -0.1 mm Grain Fraction

Table 4. Wash with Sirnak Asphaltite Column Flotation of Coal with % 0.4 Kerosene for -0.1 mm Grain Fraction.

Products	Weight %	Ash, %	Ash Content %	Comb.Sulfur, %	Sulfur Content, %	Comb.Matter %	Comb Yield %
C Coal	42	24	24,24	5,50	39,74	74,50	56,28
Mixt	18	35	15,15	5,90	18,27	62,10	20,22
Shale	40	63	60,60	6,10	41,98	33,90	23,49
Feed	100		100				100

Table 5. Wash with Sirnak Asphaltite Column Flotation of Coal with % 0.2 Hexane for -0.1 mm Grain Fraction.

Products	Weight %	Ash %	Ash Content %	Comb.Sulfur %	Sulfur Content, %	Comb.Matter %	Comb Yield %
C Coal	46	26	29,2	5,40	35,4	73,50	59,2
Mixt	18	38	19,5	5,50	16,7	59,10	24,4
Shale	40	63	52,3	6,30	47,9	34,90	25,4
Feed	100		100				100

3. RESULTS AND DISCUSSION

Washability study of the lignite samples were determined and minus 100 micron samples contained high ash content due to clay content of lignite samples. The similar tests were carried out in laboratory for selective coagulation but porous structures of lignite samples caused lower performance at sulfur and ash decrease in both column flotation and selective coagulation. As a result of coagulation tests of Tunçbilek, Bolu Mengen and Kütahya Gediz lignite samples ash content could be decreased to 28%, 32% and 33% ,respectively in clean coal.

Kerosene 0,4% addition gave the better results in selective coagulation, at both ash content decrease and yield . But Hexane at 0,2% addition maintained higher yields and ash contents in clean coal products.

From the results of column flotation tests, clean coal, shale waste and ash sulfur burnable yield balance are given in Table 4 and 5. Accordingly, 60% of the Sirnak asphaltite mixture with a particle size of -100 micron (mm) is burnable with a yield of 60.60%, and 64% of the ash washed coal will be discarded with shale waste.

As seen in Figure 5, the yield of clean coal products produced from the cumulative test results of -100 micron samples fell to 42% for 67% and 22% ash coal. The yield of clean coal product in selective oil agglomeration was lower than cumulative product of combined methods. Agglomeration powder Sirnak asphaltite was recovered as burned coal with 40.6% combustible efficiency of 27.5% ash.

The proposed Plant for Sirnak Asphaltite and Washing Plant for hard washable lignites is illustrated in the general flow sheet in Figure 4.

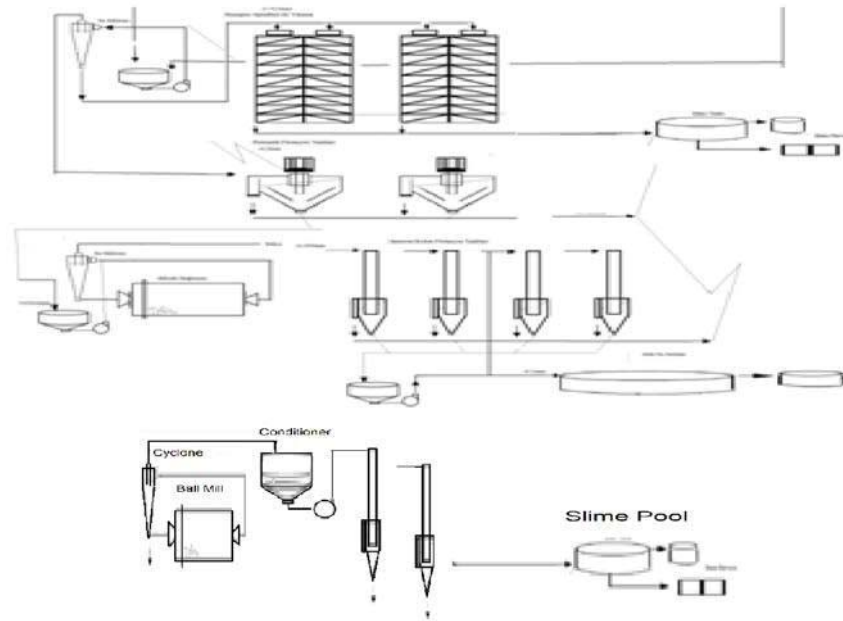


Figure 4. Efficient coagulating washing plant design for Sirnak Asphaltite- Washing Plant General Flow Chart

4. CONCLUSIONS

Washing at the proposed washing facility will be done for fine and powdered coal. Thin-size product cyclones and asphaltite with powder-like size will be washed with micro-coagulation and column flotation unit. 43.40% can be produced as fine powder coal (-0,1 mm) washed with 22.4% ash. The average Ash of 6.7% by weight of coagulation was 22.4%. Şırnak asphaltites can produce asphaltite, which is equivalent to coal which can be used as heating fuel, at a lower temperature of 6900 kcal/kg (Table 6) containing ash with 22.4% ash and 4.8% combustible sulfur.

For this reason, coagulation washing, classification and cyclone unit is proposed in the project work. Also, continuous monitoring of column flotation units is required. According to the design of this facility; coal will be hand-picked in the large shale / marl triage band which will crumble to -20 mm in the asphaltite hammer crusher and not crumbly shale (+40 / 50 mm)

100 mm dense thinner (-100 + 18) mm, (-18 + 2) mm, (-2 + 0.5) mm and -0.5 mm grain fractions • The asphaltite in the fraction of (-20 + 2) mm fraction will be cleaned in the water cyclone. (-2) mm fine coal will be fed to the Humphrey spiral, (-2 + 0.5) mm grain fraction will be washed in the Humphrey spiral, fine coal will be washed in the column flotation unit of -0.1 mm fraction, and micro coagulation were proposed as stage subsequently in order to reduce ash content and sulfur content of clean coal products.

In addition, the washing process will become more difficult because the difference between shale and coal densities is very small. The cost of approx. 39 TL / ton of coal at the time of commissioning of the planned one million ton / year capacity washing plant is due to the interest burden of 3 years establishment phase. When the costs are calculated with 40% profit expectation for the operating capital of 39 TL / ton of coal; the cost of micro coagulation reaches 76 TL /t. Column flotation can be used to increase plant capacity to reduce operating costs, and to use common advanced coal washing (Anonymous d, e, f, 2016). It is necessary to investigate methods that can wash the hard-to-wash Şırnak and Hakkâri asphaltites. In addition, threats such as macroeconomic factors, fuel oil imports and environmental sanctions that restrict the installation of washing facilities will have to be examined economically in our technologically difficult Sirnak asphaltites.

REFERENCES

- Akdemir, Ü., and I. Sönmez. 2003. Investigation of coal and ash recovery and entrainment in flotation. *FuelProcessingTechnology* 82(1): 1–9
- Anonim a, 2016, *Tekfen İnşaat Şirket* web sayfası, <http://www.tekfeninsaat.com.tr>
- Anonim b, 2016, *Gayret Makina Şirket* web sayfası, <http://www.gayretmakina.com.tr>
- Anonim c, 2016, *Multotec Şirket* web sayfası, <http://www.multotec.com/category/industry/coal>
- Anonim d, 2016, *MBE Şirket* web sayfası, <http://www.mbe-cmt.com/en/products/pneufлот%С2%AE/pneufлот%С2%AE>
- Anonim e, 2016, *SCHAUENBURG Şirket* web sayfası, http://www.schauenburg-aka.com/index_e.html
- Anonim f, 2016, *CWP Şirket* web sayfası, <http://cwp.com.tr/en/products.aspx?id=30>
- Aplan F.F., 1977, Use of the Flotation Process Desulphurization of Coal, *Coal Desulfurization*: Wheelock T.D.(ed), ACS Symposium Series, Washington
- Ata, S., and Jameson G. J.. 2005, The formation of bubble clusters in flotation cells, *International Journal of Mineral Processing* 76 : 123 – 139
- Ata, S. 2012. Phenomena in the froth phase of flotation—A review. *International Journal of Mineral Processing* 102: 1–12.
- Ateşok, G., 1986, *Kömür Hazırlama*, Kurtuluş Matbaası, İstanbul
- Chander S., Mohal B. R., and Aplan F. F. 1987, Wetting Behavior of Coal in the Presence of Some Nonionic Surfactants, *Colloids & Surfaces*, Vol. 26, pp. 205 – 213.
- Degner V.R., 1986, Flotation Machine Size Selection, *COALPREP86* Conference papers, p319-349
- Ding K. and Laskowski J. S., 2006, Coal Reverse Flotation. Parts I and II, *Minerals Engineering*, Vol. 19, pp. 72–78, 79–86.
- DPT, 2015, *Madencilik*, 9 Kalkınma Özel İhtisas Raporu.
- Erol, M., C. Colduroglu, and Z. Aktas. 2003. The effect of reagents and reagent mixtures on froth flotation of coal fines. *International Journal of Mineral Processing* 71(1): 131–145.
- Falutsu, M., G. S. Dobby. 1992. Froth performance in commercial sized flotation columns. *Minerals Engineering* 5(10): 1207–1223
- Finch J.A., Dobby, G.S. (Eds), 1990, *Column Flotation*, Pergamon Press, Toronto
- Fuerstenau M.C., 1976, *Flotation*, AIME, New York
- Gupta, A. K., P. K. Banerjee, A. Mishra, and P. Satish. 2007. Effect of alcohol and polyglycoether frothers on foam stability, bubble size and coal flotation. *Fine Coal Processing*, eds. S. K. Mishra and R. R. Klimpel, 78–109. Park Ridge, NJ: Noyes Publications.
- Hadler, K., M. Greyling, N. Plint, and J. J. Cilliers. 2012. The effect of froth depth on air recovery and flotation performance. *Minerals Engineering* 36: 248–253.
- Hsieh K.C. ve Wert, C.A. 1984, *Ultrafine Minerals in Coal: Process Mineralogy III* Ed. William Petruk, AIME
- Jameson, G. J. 2001. The flotation of coarse and ultrafine particles. *International Journal of Mineral Processing* 72 : 12 – 15
- Kemal, M., Arslan, V., 1999. *Kömür Teknolojisi*, D.E.Ü. Mühendislik Fakültesi Basım Ünitesi, İZMİR, 975-441-142-5
- Kemal. M., İpekoğlu, Ü. 1985, Türkiye'nin Yakacak Gereksinimi ve Çözüm Olanakları, *Türkiye Madencilik Bilimsel ve Teknik 9. Kongresi*, T.M.M.O.B. Maden Mühendisleri Odası, Ankara

- Klimpel, R. R., and R. D. Hansen. 1987. *Fine Coal Processing*. New York: Noyes Publications.
- Klimpel, R. R., and R. D. Hansen. 1987. Chemistry of fine coal flotation. *Fine Coal Processing* 78–109.
- Kural, O., 1999, *Kömür*,
- Laskowski J. S., 2001, *Coal Flotation and Fine Coal Utilization*, Elsevier, Amsterdam.
- Melo, M. Pawlik, and J. S. Laskowski, 2004, Effect of Coal Surface Wettability on Aggregation of Fine Coal Particles, In *Particle Size Enlargement in Mineral Processing –Proc. 5th UBC-McGill Int. Symp.* (J. S. Laskowski, ed.), CIM Metallurgical Society, Montreal, 2004.
- Oats, W. J., O. Ozdemir, and A. V. Nguyen. 2010. Effect of mechanical and chemical clay removals by hydrocyclone and dispersants on coal flotation. *Minerals Engineering* 23(5): 413–419.
- Palowitch, E.R., Deurbrouck, Parsons, T.H., 1991, Part 2. Wet fine particle concentration, *Coal Preparation* (Eds. J.W. Leonard, B.C. Hardinge 5th Ed.), SMME, AIME, Colorado.
- Rubio, J. 1996. Modified column flotation of mineral particles. *International Journal of Mineral Processing* 48(3): 183–196
- Schubert, H. 2008. On the optimization of hydrodynamics in fine particle flotation. *Minerals Engineering* 21(12): 930–936
- Valderrama, L., M. Santander, M. Paiva, and J. Rubio. 2011. Modified-three-product column (3PC) flotation of copper-gold particles in a rougher feed and tailings. *Minerals Engineering* 24(13): 1397–1401
- Warren, L. J. 1985. Determination of the contributions of true flotation and entrainment in batch flotation tests. *International Journal of Mineral Processing* 14(1): 33–44
- Wills, B. A., and Napier-Munn T. J., 2006. *Wills' Mineral Processing Technology*. Boston: Butterworth-Heinemann
- Xie, G. Y., and Ou Z. S.. 1999. Research on coal washing desulfurization. *Journal of China University of Mining & Technology* 28 (5): 502 – 505
- Xie, G. Y., and Ou Z. S.. 1999. The study and practice of cyclonic microbial flotation column of ash and pyritic sulfur rejection from coals. *Mining Science and Technology* 5 : 511 – 514.
- Xie, G. Y. 2001. *Mineral Processing*. Xu Zhou, China University of Mining and Technology Press
- Xu Z. and Yoon R. H., 1989, The Role of Hydrophobic Interactions in Coagulation, *J. Colloid and Interface Sci.*, Vol. 132, pp. 532 – 541.
- Xu Z. and Yoon R. H., 1990, A Study of Hydrophobic Coagulation, *J. Colloid and Interface Sci.*, Vol. 134, pp. 427 – 434
- Yianatos, J. B., J. A. Finch, and A. R. Laplante. 1988. Selectivity in column flotation froths. *International Journal of Mineral Processing* 23(3): 279–292.
- Yoon, R. H. 1993. Micro bubble flotation. *Minerals Engineering* 6(6): 619–630.
- Yoon, R. H. 2000. The role of hydrodynamic and surface forces in bubble–particle interaction. *International Journal of Mineral Processing* 58(1): 129–143.